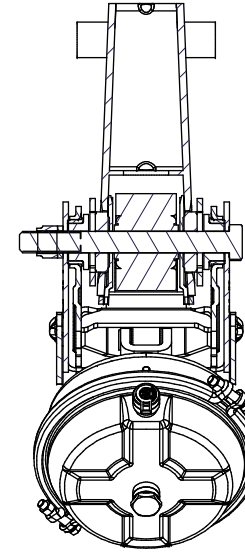
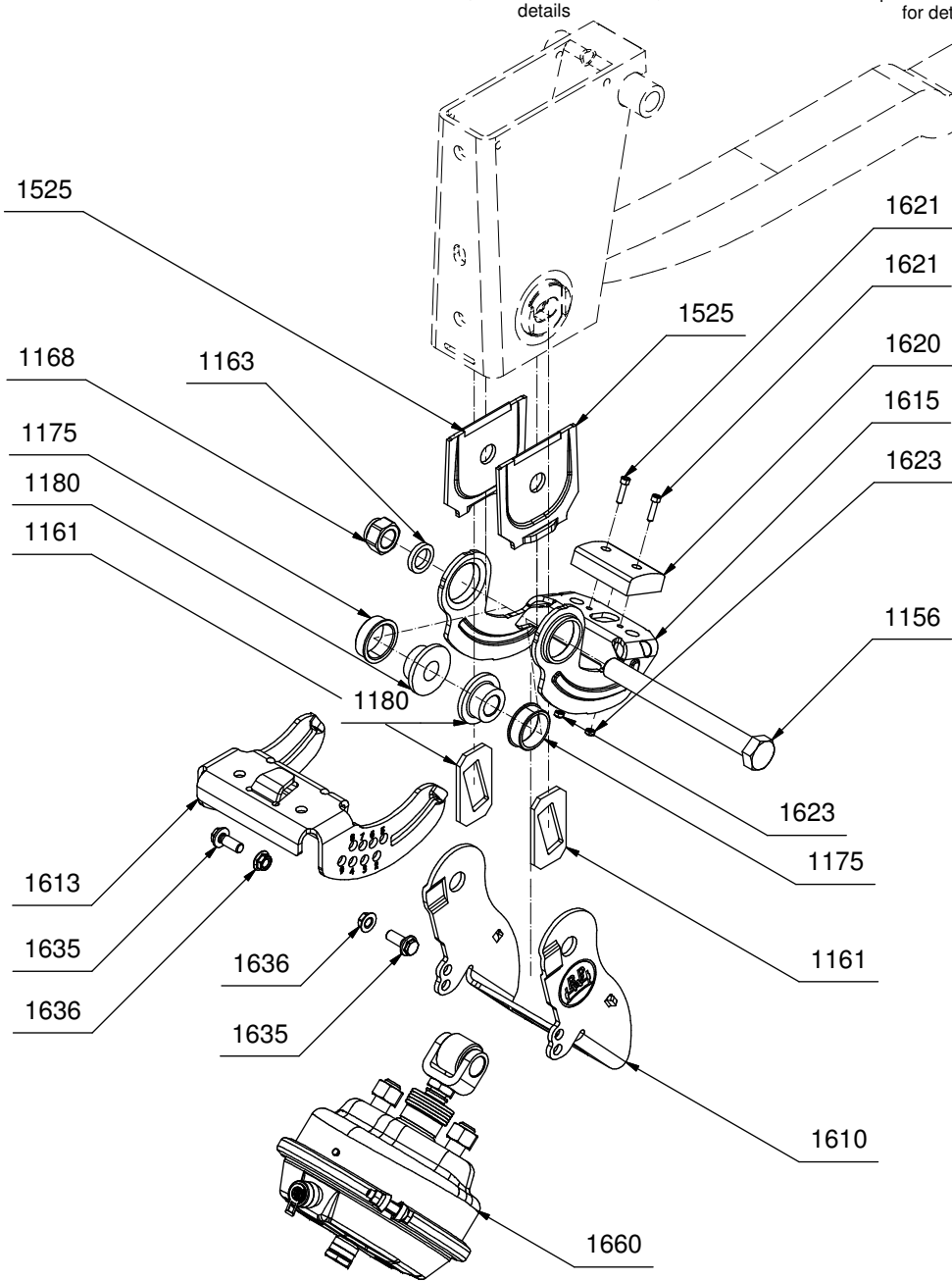


PIVOT HANGER
refer suspension axle lift drawing for details

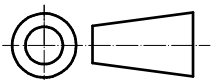
SUSPENSION SPRING
refer suspension axle lift drawing for details



Parts List

AXLE LIFT KIT PART No. 05.801.50.50.0	ITEM	QTY	PART NUMBER	DESCRIPTION
	1156	2	0334014260	SPRING EYE BOLT - M24 x 235
	1163	2	0332030410	WASHER
	1168	2	0326014130	LOCK NUT - M24
	1175	4	0311304110	BUSH - NYLON
	1180	4	0311300510	BUSH - ALUMINIUM
	1525	4	0316435030	TAPERED WEAR PLATE
	1613	2	0516546570	SHAPED PLATE
	1620	2	0235060600	BUMP STOP
	1621	4	0250150480	CYLINDER CAP SCREW - M6 x 25
1623	4	0252200782	LOCK-NUT M6	
1635	4	0250715311	LOCKING SCREW - M12 x 30	
1636	4	0252733380	LOCK NUT M12	
1660	2	0544410380	BOOSTER - TYPE44/STROKE90	

ITEMS TO BE PICKED				
ITEM	QTY	PART NUMBER	DESCRIPTION	
1161	4	0328144250	ALIGNING PLATE	
1610	2	0316540480TS	SUPPORT - SHAPED PLATE	
1615	2	0500534648TS	LEVER	



UNLESS OTHERWISE STATED ALL DIMENSIONS IN MILLIMETRES.
UNLESS OTHERWISE STATED ALL TOLERANCES ARE PER:
BPW WN-1.043 & BPW WN-1.047
AVAILABLE UPON REQUEST FROM BPW TRANSPAC PTY LTD.

1 CHERRY LANE
LAVERTON NORTH, VIC. 3026
PHONE: (03)9267 2444
FAX: (03)9369 4826
www.bpwtranspac.com.au
ABN 63 006 645 272

THIS DRAWING IS COPYRIGHT AND IS THE SOLE PROPERTY OF TRANSPAC LIMITED, AND MUST NOT BE COPIED OR LOANED WITHOUT WRITTEN PERMISSION AND MUST BE RETURNED UPON REQUEST

DRAWN	CHEZHAN	APPR'D	
DATE	22-11-2011	SCALE	NTS

TITLE
BPW AXLE LIFT KIT
DOUBLE SIDED AXLE LIFT
TO SUIT ALL SUSPENSIONS
WITH ALIGNABLE HANGERS
AND 70mm WIDE TRAILING ARMS

DRAWING No. **AL-08KIT**

REV